



DMA Guide for Parents/Guardians:

Default Option

Table of Contents

Introduction	2
Section 1: What is Lightspeed Systems	3
Section 2: After-School DMA Parent Options - Default	5
Section 3: DMA Features	6
During School Hours and After School Hours	6
3.1 Webfiltering	6
3.2 Application Control	6
During Sleep Hours	6
3.3 Logging-out of Device	6

Introduction

In today's digital age, personal learning devices (PLDs) have become an integral part of education. While these devices offer immense opportunities for learning and growth, it is crucial to ensure they are used safely and responsibly. This is where our Device Management Application (DMA) comes in.

The default option of our DMA is designed to strike a balance between educational needs and digital well-being. It provides a structured digital environment that:

1. Adheres to school-set rules during school hours (which are defined by the school), ensuring your child's/ward's focus on learning.
2. Maintains these rules after school hours, promoting consistent and responsible device use.
3. Implements sleep hours, supporting your child's/ward's health and well-being by encouraging proper rest.

This guide will introduce the features of the Default Option, to help you understand how it works to create a safe, productive digital environment for your child/ward both in and out of school.

By using this application, you are taking an important step in guiding your child's/ward's digital journey, fostering good habits, and supporting their learning.

Section 1: What is Lightspeed Systems


The mission of Lightspeed Systems is “Helping school communities provide safe, secure, and equitable education.”




Lightspeed Systems has presence in more than 42 countries, serving more than 31 thousand schools.



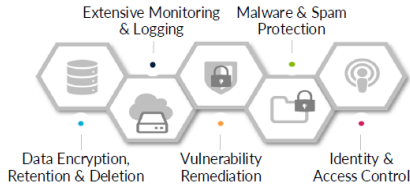
Lightspeed Systems is a certified Google Cloud Partner, among other partnerships with major technology and device providers, and is aligned with industry leaders and standards for data privacy and interoperability.






Security at the Forefront


Lightspeed adheres to proven, enterprise-class best practices for IT security.






Committed to Student Data


Aligned with industry leaders and standards for data privacy and interoperability.





Strategic Alliances that Matter

Partnerships with the most important technology and device providers so we can support changes on 'day zero.'



Section 2: After-School DMA Parent Options - Default

This guide is for the parents/guardians who have selected the **Default Option** for their child's/ward's PLD.

This option is for parents/guardians who want their child's/ward's use of the PLD to be restricted to only teaching and learning, and who prefer to follow the Default Setting as set by the school for both during and after school hours.

Default Setting	
Protects students from objectionable content	Web content filtering includes, but is not limited to, the following categories: <ul style="list-style-type: none">• Violent/extremist content• Sexual/pornographic content• Gambling-related content
Reduce distractions from learning through control of applications	Students and parents/guardians will not be able to install additional applications.
Limit screen time	Your child's/ward's PLD will be set to the default sleep hours from 10.30pm to 6.30am. School may adjust the sleep hours subsequently as required.

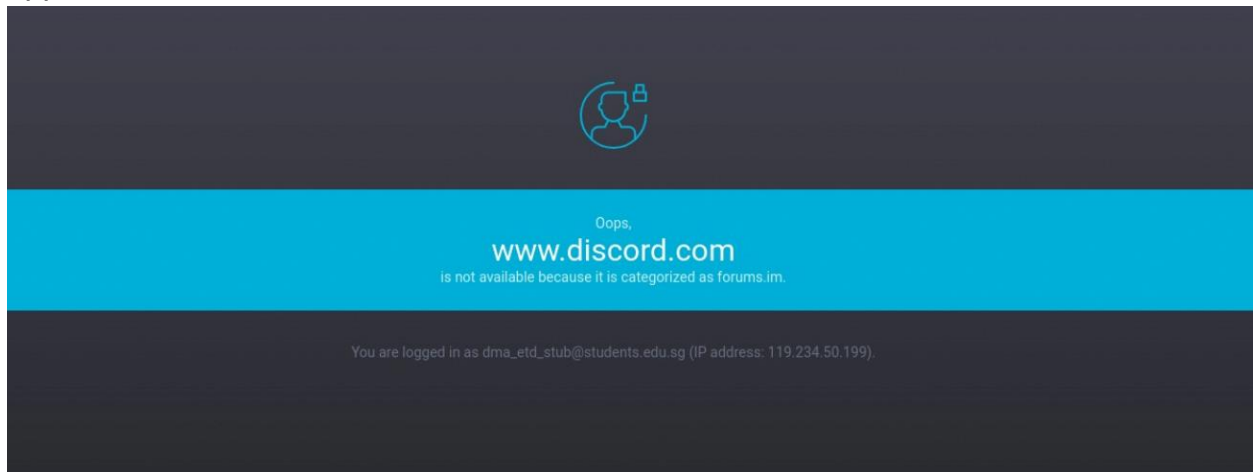
Under this option, the school's configured Default Setting will safeguard your child's/ward's PLD during and after school hours through content filtering, restricting installation of applications and limiting screentime.

Section 3: DMA Features

During School Hours and After School Hours

3.1 Webfiltering

Your child's/ward's PLD will be protected by the webfilter put in place by Lightspeed Systems. If your child/ward visits an undesirable site, the following block screen will appear.



3.2 Application Control

The applications and extensions on your child's/ward's PLDs will be managed by the school.

If you wish to install additional applications and/or extensions, you will need to change your after-school DMA Parent Option to either Option A or Option B. You can do so by submitting a request to the School DMA Admin.

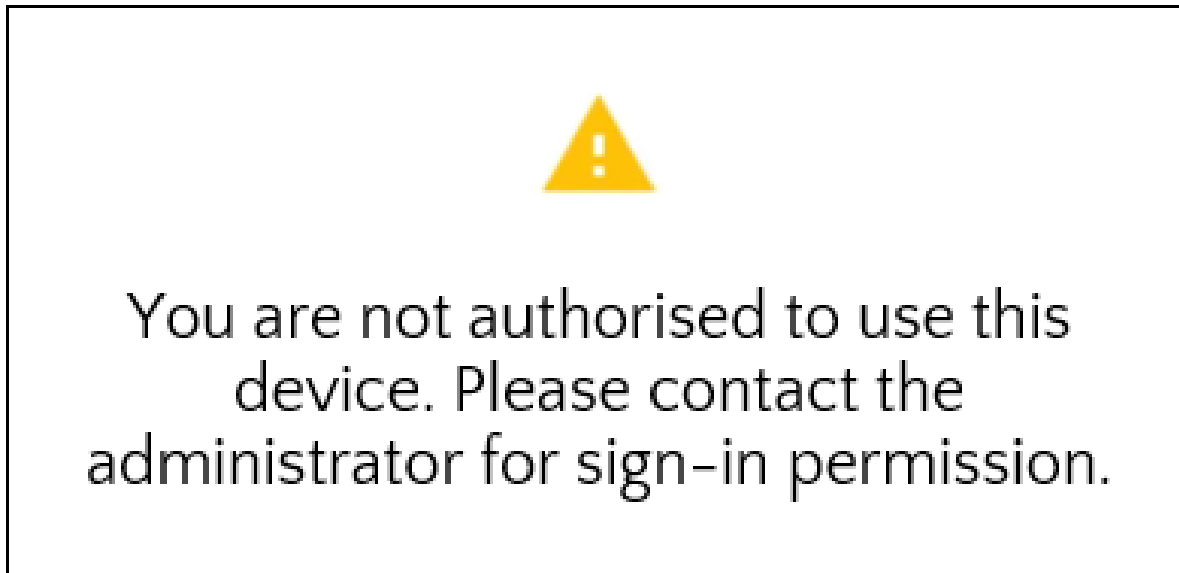
During Sleep Hours

3.3 Logging-out of Device

Your child's/ward's PLD will be set to the default sleep hours from 10.30pm to 6.30am.

Your child/ward will be automatically logged out of the device and will not be able to log back during sleep hours.

The following image shows what your child/ward will see on their Chromebook during sleep hours.



If you have other questions, including changing of after-school DMA Parent Options, please contact the respective school's DMA Admin.